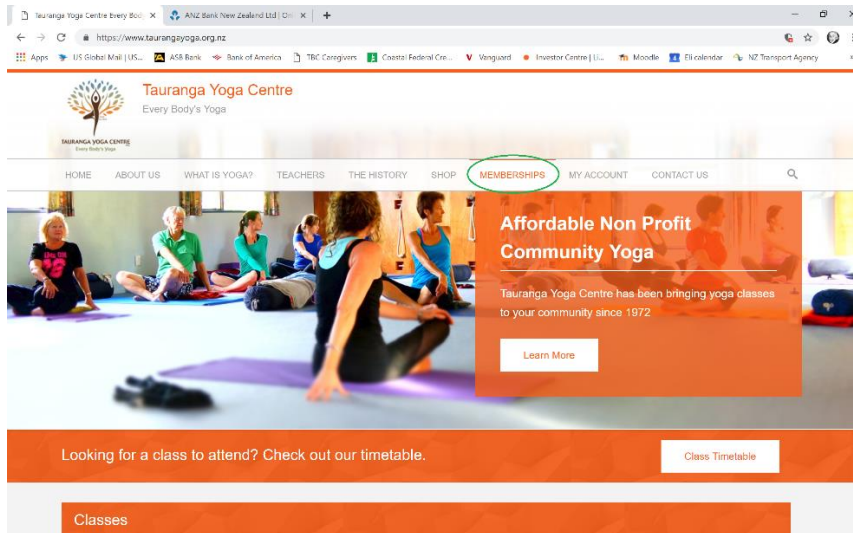
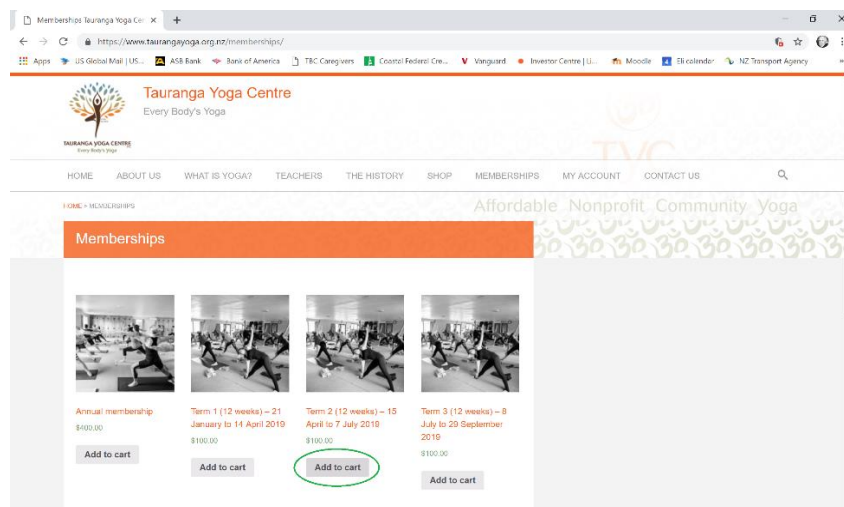


The following steps will guide you through how to sign up for a new membership at the Tauranga Yoga Centre.

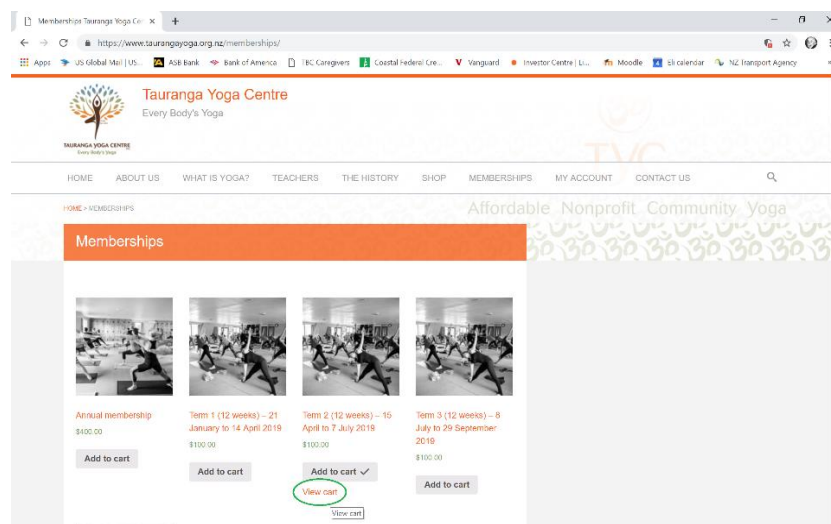
1. From the Tauranga Yoga Center home page, <https://www.taurangayoga.org.nz>, select “Memberships” from the top menu:



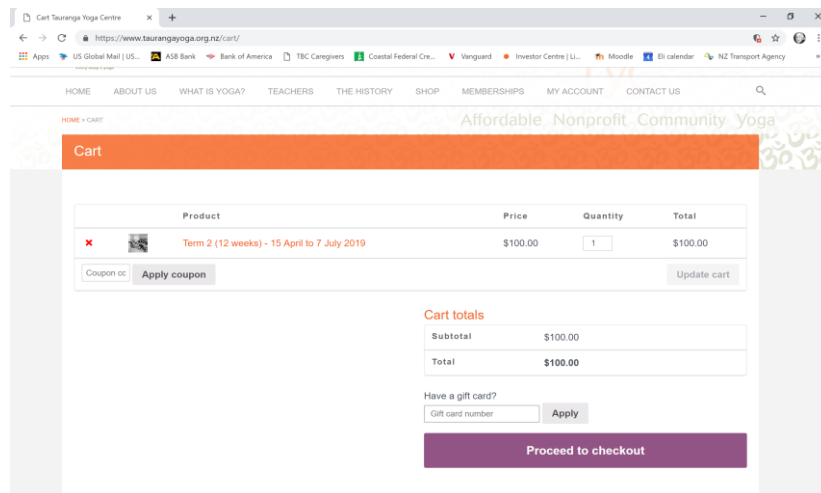
2. Select the appropriate membership term by clicking “Add to cart”:



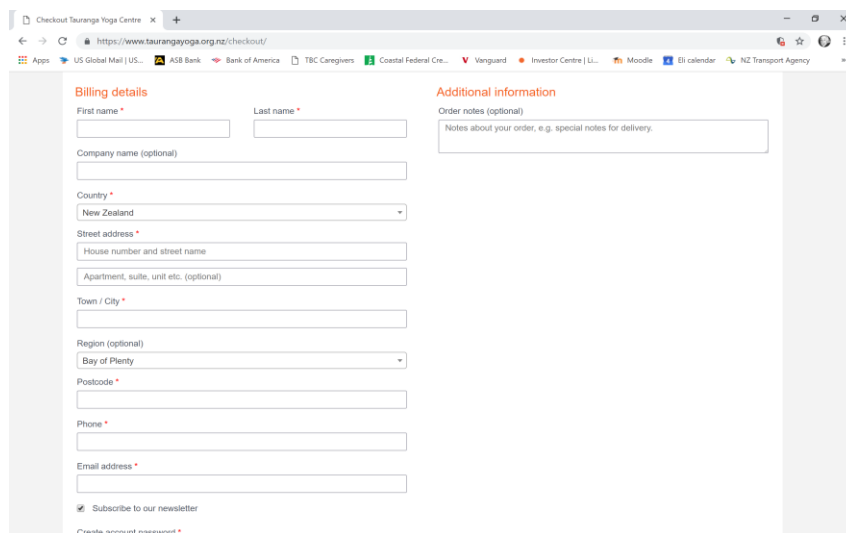
3. Select “View cart”:



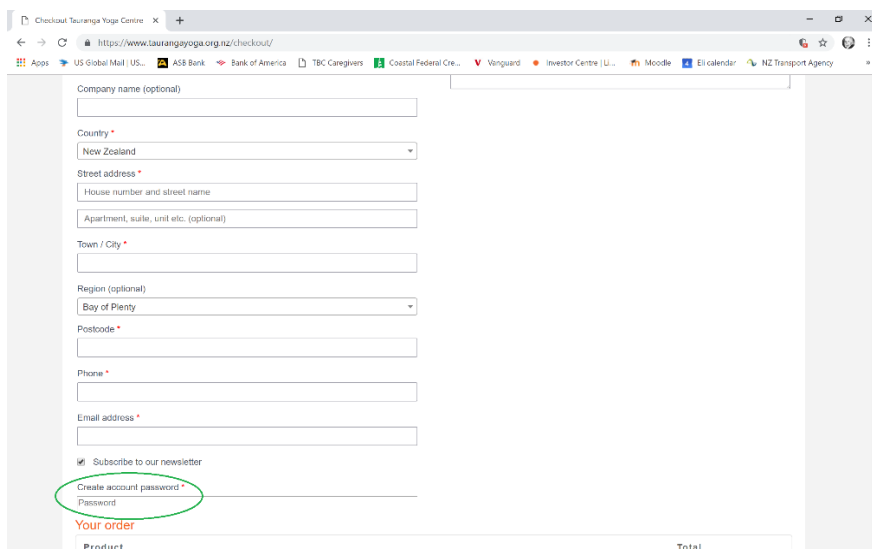
4. Verify cart information, click “Proceed to checkout”:



5. Complete all fields within the “Billing details” section marked with an *:

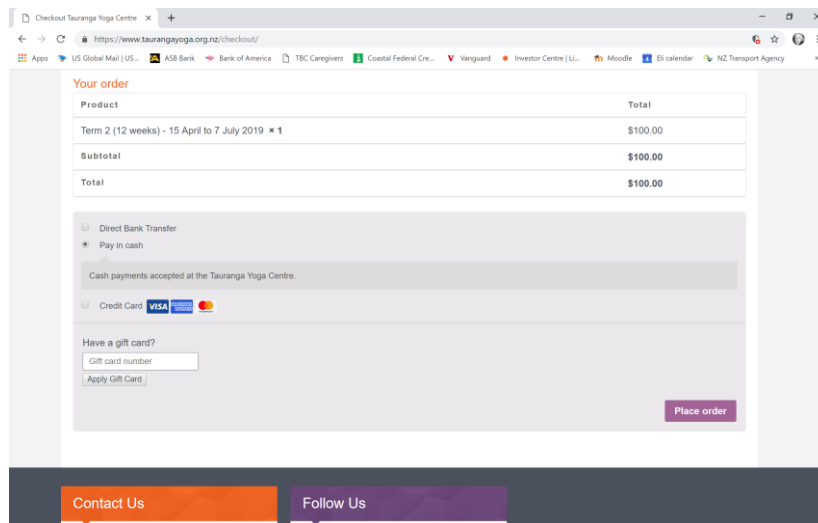


6. Scroll down and enter password for new account:



7. Verify the order and select payment method:

a. Cash – payment can be made at the Yoga Centre in person:

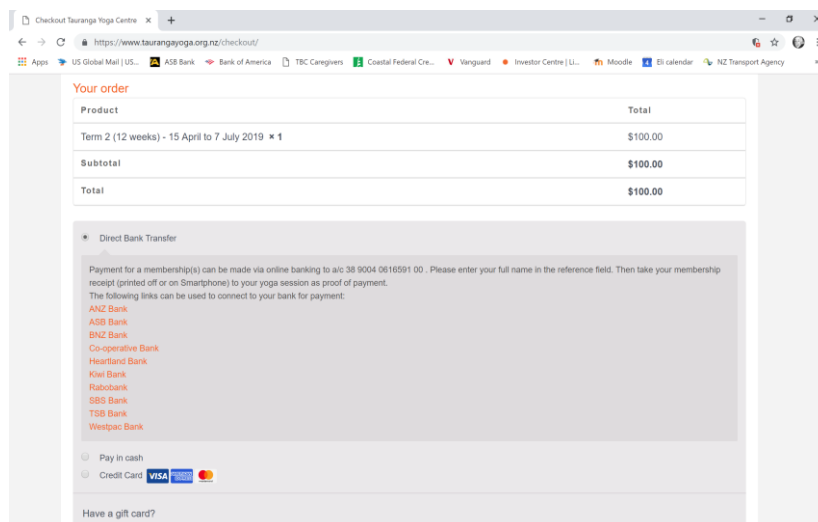


The screenshot shows a web browser window with the URL <https://www.taurangayoga.org.nz/checkout/>. The page displays the checkout process. At the top, there is a 'Your order' summary table:

Product	Total
Term 2 (12 weeks) - 15 April to 7 July 2019 * 1	\$100.00
Subtotal	\$100.00
Total	\$100.00

Below the summary, the 'Direct Bank Transfer' option is selected. The 'Pay in cash' option is also visible. A note states: 'Cash payments accepted at the Tauranga Yoga Centre.' There are also options for 'Credit Card' (with logos for Visa, Mastercard, and American Express) and a section for 'Have a gift card?' with a text input field and an 'Apply Gift Card' button. A 'Place order' button is located at the bottom right of the form area. At the bottom of the page, there are two buttons: 'Contact Us' and 'Follow Us'.

b. Online banking – The provided list are links to the various banking websites where users can log in and complete their bank transfer:



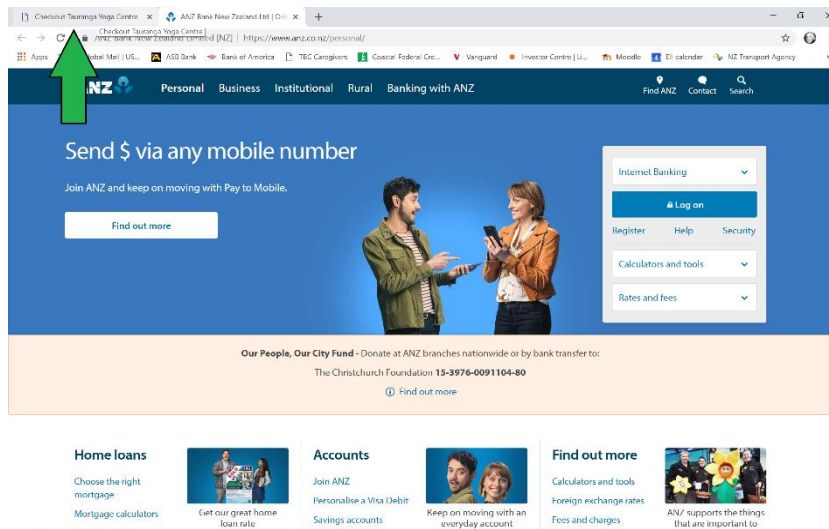
The screenshot shows the same checkout page as above, but with the 'Direct Bank Transfer' option selected. Below the 'Direct Bank Transfer' heading, there is a text block: 'Payment for a membership(s) can be made via online banking to a/c 38 9004 0616591 00. Please enter your full name in the reference field. Then take your membership receipt (printed off or on Smartphone) to your yoga session as proof of payment. The following links can be used to connect to your bank for payment.'

The following links are listed:

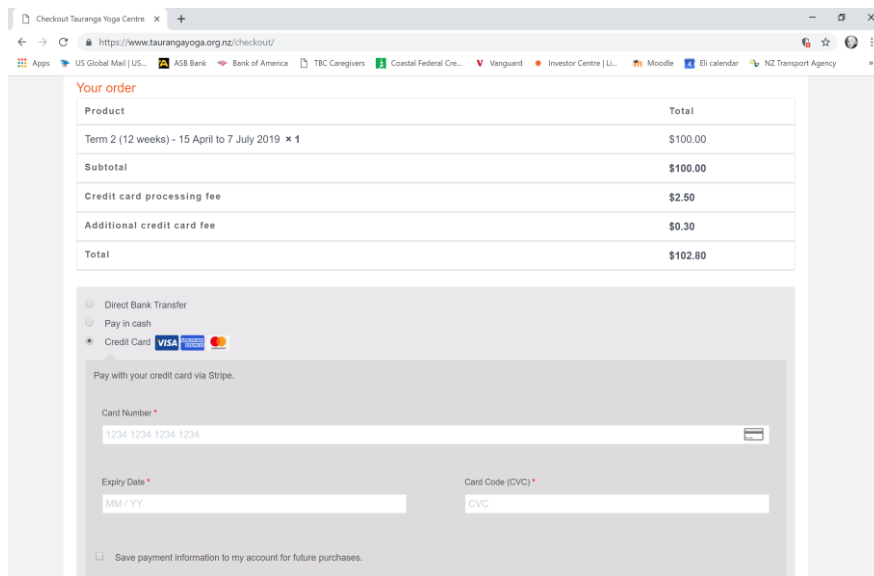
- ANZ Bank
- ASB Bank
- BNZ Bank
- Co-operative Bank
- Heartland Bank
- Kiwi Bank
- Rabobank
- SBS Bank
- TSB Bank
- Westpac Bank

Below the list, the 'Pay in cash' and 'Credit Card' options are visible. The 'Have a gift card?' section is also present. The 'Place order' button is at the bottom right.

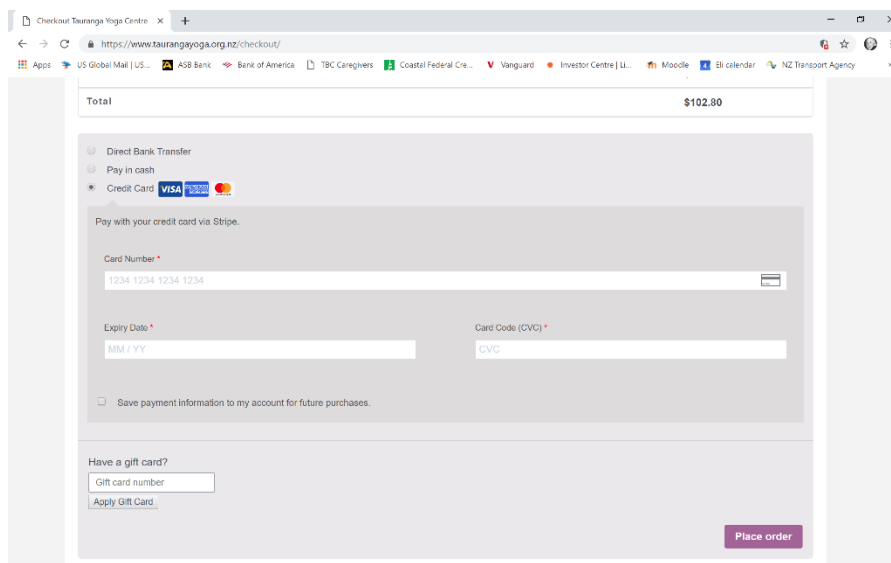
***** If paying via bank transfer, remember to return to the Tauranga Yoga Center page to complete the membership purchase by scrolling to the bottom and selecting "Place order" at the lower right of the page after payment has been made. *****



- c. Credit Card – Enter credit card payment information. An additional fee of 2.5% +.30 will be added for credit card processing fees.



8. Once all of the required information has been entered, select “Place order”:



9. After the order is placed, you will receive a confirmation email verifying the purchase and including a receipt for the transaction.